

Saramonic

Sound.Remarkable. 

Supercardioid Shotgun Microphone

超心形电容式麦克风

SoundBird V6

User Manual
用户手册



Statement

Thank you for purchasing Saramonic!

Please read this manual carefully before using and strictly operate and store in accordance with the instructions. Please save the manual for future reference.

If the user manual can not help you to solve problems, please ask your retailer for further assistance or email us: info@saramonic.com.

Cautions

- Please read this instruction manual carefully and completely before using the product.
- Use the product with care and store it in a clean, dust-free environment.
- Avoid any liquid entering inside the unit.
- Only use a soft, dry cloth to clean the product.

Introduction

The Saramonic SoundBird V6 is a professional supercardioid shotgun microphone that delivers clear, detailed audio with a full frequency response for film production, dialog, ENG, sound effects, field production and other professional video applications. Its focused directional pickup, off-axis rejection, tailored frequency response and sensitivity are specially designed to increase the intelligibility of dialogue.

Packing List



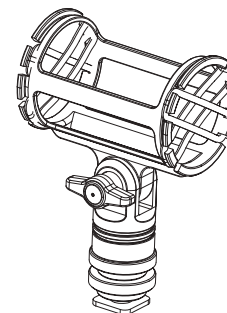
SoundBird V6
Microphone



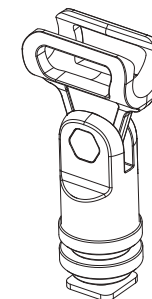
Fur Windscreen



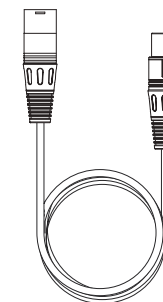
Foam Windscreen



SR-SMC3
Shock Mount




Mic Clip




23.6" (60cm) XLR Male
to Female Cable



SR-C8 Toolbox

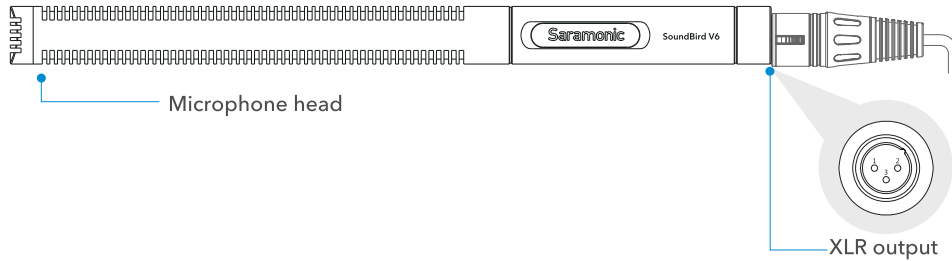


Warranty Card



User Manual

Product Structure



Power Supply

The SoundBird V6 can be powered via 48V phantom power supplied by your camera, recording device or mixer (such as the Saramonic SR-PAX1, SmartRig+, SmartRig II and SR-AX107).

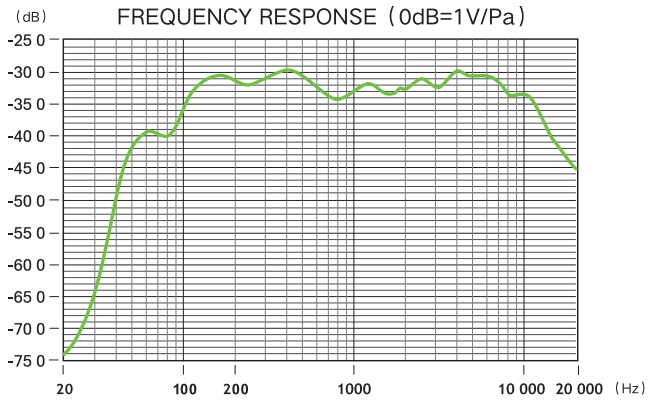
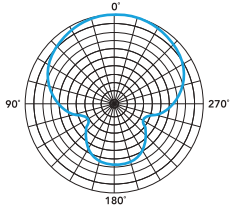
Highlights

- **Super-cardioid Shotgun Microphone**
Ideal for Film Production, dialog, ENG, sound effects, field production and other professional video applications.
- **Low Self-Noise**
Delivers clear and intelligible sound with extremely low self-noise.
- **48V Phantom Power**
Powered by 48V phantom power.
- **Solid Brass Construction**
CNC machined brass metal body guarantees the solid construction.
- **Gold-plated XLR Connector**
Resists corrosion and ensures excellent signal transfer.

Specifications

Frequency Response	65Hz-20kHz
Acoustic Principle	Condenser
Polar Pattern	Supercardioid
Sensitivity	-38dB, f=1kHz, S.P.L=1PA, 0dB=1V/PA
Output Impedance	600Ω
SPL	125dB SPL
Signal-to-Noise Ratio	78dB
Power Requirement	48V Phantom Power
Power Consumption	5mA
Operating Temperature Range	-25°C~40°C (-13°F~104°F)
Storage Temperature	0°C~40°C (32°F~104°F)
Output Connection	3-pin XLR , balanced output between Pin 2 (+), Pin 3 (-) and Pin 1 (ground)
Dimensions	φ 19*252mm (0.75"*9.9")
Weight	203g (7.2 oz)

Polar Pattern



声明

感谢您选择枫笛!

请在使用前仔细阅读本手册，并严格按照说明进行操作和存储。请妥善保存好说明书以供将来参考。如果用户手册不能帮助您解决某些问题，请向零售商寻求帮助或给我们发送电子邮件：

： info@saramonic.com。

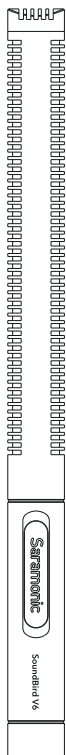
注意事项

- 在使用产品之前，请仔细并完整地阅读本说明书。
- 请小心使用产品，并将其存放在清洁，无尘的环境中。
- 避免任何液体进入设备内部。
- 只用干燥的软布清洁产品。

简介

枫笛SoundBird V6是一款专业超心形枪管式麦克风，提供清晰音质，非常适用于电影、电视、新闻采访等室外场景。

包装清单



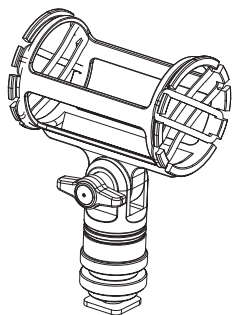
SoundBird V6
麦克风



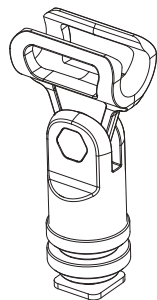
防风毛



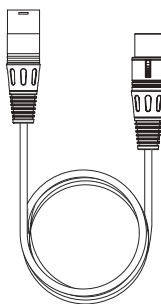
防风棉



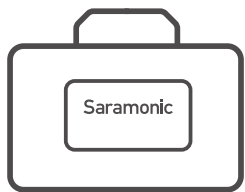
麦克风减震支架




麦克风支架




60cm XLR
公转母音频线



SR-C8 工具箱

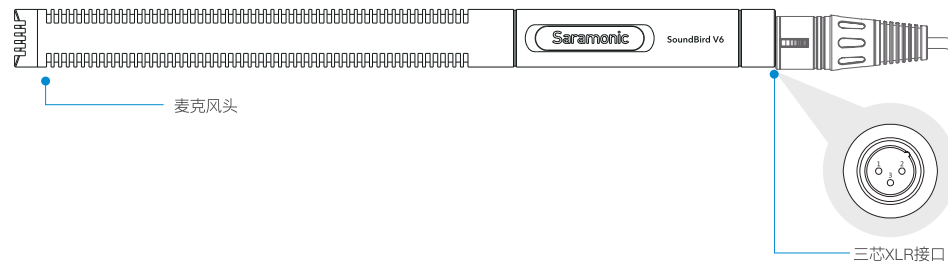


保修卡



用户手册

产品结构



电源

SoundBird V6可通过相机、录音设备、混音器等外部设备提供的48V幻象电源进行工作。

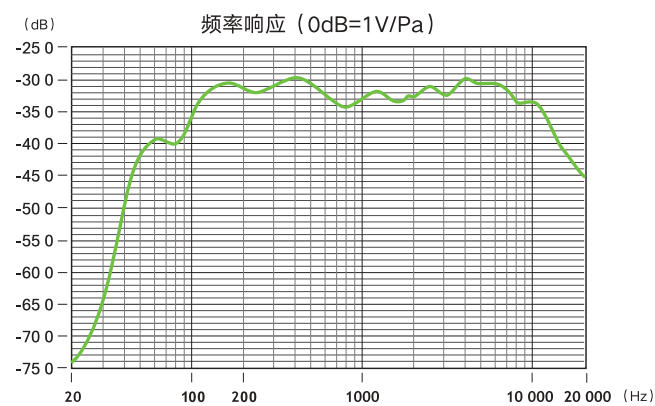
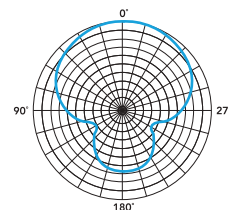
特点

- **超心形枪管式麦克风**
新闻采访，电影、电视制作及其他应用的理想选择。
- **低底噪**
拾音清晰，低本底噪音。
- **48V幻象电源供电**
通过外部设备提供的48V幻象电源进行工作。
- **坚固黄铜结构**
黄铜材质，全CNC加工，结构坚固。
- **镀金XLR接口**
耐腐蚀，保证良好的信号传输。

参数

频率响应	65Hz-20,000Hz
声学原理	电容麦克风
拾音模式	超心形
灵敏度	-38dB, f=1kHz, S.P.L=1PA, 0dB=1V/PA
输出阻抗	600Ω
最大声压值	125dB SPL
信噪比	78dB
电源	48V幻象电源供电
功耗	5mA
操作温度	-25° C~40° C (-13° F~104° F)
贮存温度	0° C~40° C (32° F~104° F)
输出接口	三芯XLR 输出接口
尺寸	φ 19*252mm
重量	203g

极性模式





Scan the QR code and follow us!
扫描微信关注枫笛公众号!

Shenzhen Jiayz Photo Industrial., Ltd
深圳市长丰影像器材有限公司

A16 Building, Intelligent Terminal Industrial Park of Silicon Valley
Power, Guanlan, Longhua District, Shenzhen, China
深圳市龙华区观澜街道大富工业区硅谷动力智能终端产业园 A16 栋

☎ 400-613-1096

🌐 www.saramonic.com

✉ info@saramonic.com